

## CACTUS CABLERS OF TUCSON, AZ

SPRING/SUMMER 2007

VOLUME 18, NO. 1

### IN THIS ISSUE

Letter from the President

Editorial

Anniversaries

Birthdays

Lunch/Refreshments

Meet "Jill"

Oldies but Goodies

Programs/Sit 'n Stitch

Recipes

Reminders

Sewing Glitches and TIPS

Let's Do Tea

Update

Diagonal Stitch Game

State Workshop 2007

State Workshop 2008

Wee Care and Angel Wings



### PRESIDENT'S CORNER

*In the Cactus Cablers Newsletter Vol. 17, No. 1 Winter/Spring 2005, I wrote about a dear friend of mine with breast cancer. She is in her early 40's and doing quite well since her mastectomy.*

*I wrote, "I'm covered, I do self-exams and go for annual check-ups, but if this letter causes just one person to pay attention then it will be worth it to write such a serious letter. Pay attention to what your body tells you."*


*How my own words came true for me. I wrote that letter in the winter of 2005 and in January 2006, I was diagnosed with breast cancer on the left side.*

*Around Thanksgiving, I started having some pain in that breast. I figured it was not cancer because a doctor once told me "if it hurts, it's not breast cancer." I was up-to-date on my mammos. It had only been 9 months from the last one, which was "normal". I thought it was a cyst. The pain persisted; in January, I went to see my doctor. I just figured the cyst needed to be aspirated. Well, she ordered a mammogram and on January 26, 2006, my diagnosis was breast cancer. I was shocked. My*

pathology report indicated Stage II and an aggressive form. Things started moving very quickly. February 15, 2006, I had a lumpectomy. February 20, 2006, I had to undergo surgery again so the pathologist could get more tissue. My doctor decided that my post surgery treatment would be aggressive. Three weeks after the last surgery, I started eight rounds of chemo. The fifth treatment put me into the hospital. They cut the dosage of meds in half. Two weeks after the last chemo treatment, I started 33 radiation treatments. I did much better with the radiation. Finally, in May I was finished with all the treatments. I am still having the residual effects from chemo and radiation. I have neuropathy of both my hands and feet. Neuropathy is a painful numbing. I literally could not feel a needle in my hand. I have had difficulty walking and keeping my balance. I have had multiple problems with my teeth. I have osteoporosis. Of course, I lost all of my hair but it has come back.

I feel I lost a year of my life with all the surgeries, treatments, residual effects and recuperation time. The result of this life changing experience will be felt until I die. I have a greater love of life, a deeper love. I was patient before but now I don't let myself get stressed. I don't sweat the small things. My relationship with my husband was wonderful before but now we are closer. Not a day goes by when he doesn't make me laugh. The jokes to someone else might be silly or small but to me he is like Jack Benny. He is so glad I made it through all of this last year and came out smelling like a rose.

So again, I say pay attention to what your body tells you and remember that breast cancer is not just a woman's problem; it also affects men.  
Terri



## EDITORIAL

This newsletter is 1 ½ years in the making. I agreed to take it over from Linda Richards because she had too much on her plate. Due to my own family and health problems and computer problems, it was delayed. I now have a beautiful new computer from Dell. It has Microsoft Word 2007 and Vista, which is Dell's new operating system. I am learning a lot.

My intent is to try to make this an information tool for our SAGA group and a source of creative energy for any needle artist. We are into so many things. If you miss a meeting, you can miss a lot. In the newsletter I will try to post the minutes of the meetings so as to keep those informed who are not able to attend.

I have some new sections like True Stories of "Grandchicks." I will use the wisdom of grandkids when I have a blank space in the test format. It will make you laugh. I will also print the monthly meetings with the programs and hopefully the supply list. You will be way ahead of the game with that one.

Favorite Recipes and Sewing Glitches and Tips are two other new articles. Linda gave me the idea to reprint old newsletter articles. I will have an old article in each newsletter. In addition, I will be asking for more info from all of you.

Don't hesitate to give me ideas. See ya'll at the next meeting.

Patty



## ANNIVERSARIES

Gail Bastian	August 11
Marion Deniston	August 29
Patty Grabher	July 4
Pat Mencke	July 21
Debi Rix	January 7
Jackie Spatafore	April 8
Ethel Walker	February 9



## BIRTHDAYS

Joline Albaugh	May 2
Gail Bastian	May 18
Marion Deniston	July 9
Patty Grabher	May 7
Pat Mencke	February 12
Loretta Paxton	March 12
Connie Ravey	June 6
Linda Richards	May 2
Debi Rix	April 19
Ethel Walker	February 2



## LUNCH TIME

We will continue with our present method of bringing a salad or desert to each monthly meeting. Patty Grabher will make tea for the monthly meetings. For our Sit 'n Stitch meeting, each attendee brings either a salad or a desert. The hostess supplies the beverage.

Linda will send out an email reminder with who the hostess is. The hostess will need and RSVP from you, if you are attending. If you don't use Map Quest, just ask your hostess for directions.



## MEET JILL

Here's our new doll for the doll raffle. Her name is "Jill". Jill is 18" and is made of all porcelain. As you can see, she has beautiful blonde hair and blue eyes. Notice her longggg eyelashes. Wouldn't you like those?



The doll raffle is a yearly event that starts in October. It is our primary source of income. We work very hard during the year making her clothes. We usually have about 15 handmade outfits for her. Terri makes the trunks. We buy some accessories for her like socks and shoes or whatever catches our fancy.

In past years, our doll has been on display at TMC Christmas Bazaar, TMC Gift Shop, UMC, and St. Pius X Roman Catholic Church. This year, we have plans for more locations. By October, we will have a schedule of the locations where she will be on display.

She never goes alone. We need two volunteers for each display time. I hope that all of our members will commit to several display times this year as there will be more places for display this year.

The tickets sell for \$1 each or six for \$5. Besides the display times, we all try to sell to family and friends or whoever will buy a ticket.

Last year, we made almost \$1,000. That money provides all Wee Care Gowns supplies and subsidizes our SAGA dues.

Patty Grabher is the Doll Raffle Chairman. She will coordinate the program. Don't hesitate to talk with her at one of our meetings for any questions or ideas or email her at [pegrabher@cox.net](mailto:pegrabher@cox.net) or call her at home 751-9963.



## FAVORITE RECIPES

This month's recipe comes from the kitchen of Patty Grabher:

### *BRUNCH OVEN OMELET*

This recipe serves 6 to 8. Baking time is 25 - 50 minutes, depending on the oven. In my oven, it took 45 - 50 minutes. Since it is mostly eggs, watch carefully. When doubled, it can serve a crown up to 12 - 14. Use a larger baking dish 13 X 9 X2, double the ingredients and increase the baking time to about 35 minutes.

2 tablespoons margarine or butter or spray with olive oil pan spray

9 large eggs

½-cup sour cream

½-cup milk

1 teaspoon of salt (optional)

2 tablespoons chopped green onions

¾ cup diced ham

Preheat oven to 325°. Melt margarine in square baking dish, 8 x 8 x 2 inches, in oven. Tilt dish to coat bottom. Or, just coat with olive oil spray. Beat eggs, sour cream, milk and salt until blended. Stir in onions and diced ham. Bake about 25 minutes or until eggs are set in center but still moist. Tastes like quiche. Enjoy!



## MONTHLY

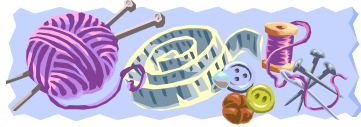
### MEETINGS/PROGRAMS/SIT 'N STITCHES

The following is a list of the dates of our monthly meetings with programs and our Sit 'n Stiches. Our monthly meeting is always on the 3<sup>rd</sup> Wednesday of each month. The meeting is always at St. Jude's Anglican Church at 8245 E. Seneca. The cross streets closest are Pantano Rd/Wrightstown Rd. - phone 296-5570. A few days before each meeting, you will get an e-mail reminder from Linda Richards. She will remind us of the program. She will also let us know what supplies we need to bring for the program. If she does not inform us of the supplies, the teacher will e-mail us with a list. Our Sit 'n Stitch, otherwise affectionately known as our Stitch 'n Bitch, is always at the home of a volunteer. Linda Richards sends an email reminder noting who will be the hostess. Please RSVP the hostess so she will know how many guests plan to attend. You can call or email the hostess for directions to her home.

MEETING:	JUNE 20 <sup>TH</sup> - WEE CARE
SIT 'N STITCH:	JULY 3 <sup>RD</sup> - Linda Richards
MEETING:	JULY 17 <sup>TH</sup> - TERRI'S PROGRAM
SIT 'N STITCH	AUGUST - <b>NO MEETING</b>
MEETING:	AUGUST - <b>NO MEETING</b>
SIT 'N STITCH:	SEPTEMBER 4 <sup>TH</sup> - <b>NEED VOLUNTEER</b>
MEETING:	SEPTEMBER 19 <sup>TH</sup> - "Ugly Fabric" project and '08 WORKSHOP ODDS 'N ENDS



Just a reminder that at our September meeting, we will Show 'n Share our 'ugly fabric' creations and discuss our problems and/or creative challenges with our fabric as part of our program. Don't miss it!! THINK RAFFLE DOLL!!



## SEWING GLITCHES & TIPS

### Ethel's Nightmare by Linda Richards

Ethel made these two doll dresses and did not know why they didn't look like the other dresses made from the same pattern. She asked me for some assistance. At first, I was also really confused as to why the sleeves and bodice were so squatty, then it hit me that she had put the sleeves in backwards ~ actually a fairly easy mistake to make because of the way this dress is constructed. She turned in the dresses as they were because she had had enough of them ~ she was SICK of them to be precise, she was leaving for a trip, I believe and NEVER wanted to see those darn dresses again! I decided I would experiment on at least one of them for her, not really knowing if I could fix it and knowing that I just might really ruin it!

I started by taking one of the dresses apart at the waist. I then separated the sleeve pieces and flipped them. Then I simply gathered the correct edge and finished the normal construction of this pattern ~ I only made that one change. Voila, suddenly Ethel's odd little dress was just as beautiful as all the other dresses made by that pattern! What was so astonishing to me was the dramatic difference in the proportions of the dress. You really wouldn't think a simple mistake like that could make such a huge difference.




~ I don't think she has put a sleeve in backwards since then

It occurred to me to take a before and after picture of the second dress only after I had finished the first one. I emailed the pictures to Ethel so she could see her beautiful little dresses! It was a fun project for me to help Ethel and it was a real learning experience for her



## LET'S DO TEA!

We have met for tea at several places around town: The Chantilly Tea House, Arizona Inn and Ventana Canyon. It is very interesting to try the many different teas and tea goodies. Phyllis Kroupa, our tea connoisseur; has made all of our arrangements. She is our official Tea Coordinator. We are currently on a break as some places close for the summer. We will pick back up in September. Come and join us.



## TRUE STORIES OF GRANDCHICKS

After putting her grand children to bed, a grandmother changed into old slacks and a droopy blouse and proceeded to wash her hair. As she heard the children getting more and more rambunctious, her patience grew thin. At last, she threw a towel around her head and stormed into their room, putting them back to bed with stern warnings. As she left the room, she heard the three-year-old say with a trembling voice, "Who was THAT?"



**TRY SOMETHING NEW**

(Reprint from August, 1994)

Terri Kilgore would like to offer this little bit of encouragement to everyone. She thinks that our doll project is the perfect place to try that new stitch you've been dying to work or to perfect one that has been giving you trouble. Terri says that the small size of a doll garment is a much better practice piece than a full size child's or adult garment. It isn't nearly as intimidating and naturally Terri practices what she preaches.

Terri has been studying Italian Shirring for some time and knew our doll "Martha" was going to be the recipient of her efforts! She has finished a gorgeous blue velvet coat and hat and learned a new stitch in the process. She says she will give a demonstration of Italian Shirring sometime soon for those interested.

Thanks, Terri for encouraging us to be creative!



*My young grandson called the other day to wish me Happy Birthday. He asked me how old I was, and I told him, "62". He was quiet for a moment and then he asked, "Did you start at 1?"*

Old Pueblo Pleaters, our host, is a smocking group here in Tucson that meets at night. They held the State Workshop at our old meeting place St. Mark's. The theme this year was "Welcome to our Tea Party". Our gift bags had a beautiful design of a teacup, saucer, spoon and embroidered napkin. Our name tags were hankies shaped like a dress form.

There were about 64 ladies in attendance. Among them was the SAGA Rep for Region 5, Joanne Paine. Joanne was invited by Old Pueblo Pleaters and she was on a PR visit hoping to get the group to become SAGA members. She had a blast and won several raffle items. You can reach Joanne at [joannepaine@aol.com](mailto:joannepaine@aol.com) or at [regionfive@smocking.org](mailto:regionfive@smocking.org). There were many wonderful raffle items and a silent auction. The silent auction consisted of donated fabrics with coordinating accessories.

Our lessons this year were on snail shirring, hand sewn rolled hems and a Christmas Blossom ornament. The different rolled hems lesson was very informative for those of us new to heirloom sewing techniques.

The food was tea party food with some great teas. I especially liked the Harney & Sons teas. We picked out our own teacup and took it home. The table centerpieces were teapots with flower decorations, which were raffled.

Fun was had by all. I announced that we would be hosting next year's State Workshop, which will probably be in April. Coincidentally, our theme will be similar "All Things Tea for Dolly and Me". See y'all next year.

Information Update


If you are a new member, please give Pat Mencke your SAGA # as soon as you have it so that we can keep our membership records up to date. Also, please let her know your birth date and anniversary (if applicable) so that we can wish you a "Happy Day" on your special day!



# Diagonal Stitch Game

## May/June instructions:

**Surface Honeycomb ~ quarter spacing ~** use 3 strands of floss (shown in red on the graph.) For excellent instructions on how to do this stitch, see page 67 in the AS&E book **A ~ Z of Smocking**.





## STATE WORKSHOP 2008

The following is a list of the committees and the chairs for the 2008 State Workshop:

- Coordinator and Commentator - Patty Grabher
- Dolls and their clothes for the raffle Chair - Linda
- Doll forms for the centerpieces and small doll forms with dresses for favors & Trunks Chair - Terri
- Goodie Bags Chair - Terri and Linda
- Food Chair - Debbie Rix and Patty
- Name Tags - All done except names on tags - can't do names until next March when we receive reservations Chair - Ethel
- Quilt - blocks are done, need quilt to be pieced together, need to buy fabric for binding, piecing front and for the back Chair - Patty
- Raffle items - **need volunteers**
- Raffle tickets - Selling at workshop - **Need volunteers**
- Registration - door women, - **need volunteers**
- **Room Prep - need volunteer**
- Tea cups - have enough tea cups - Chair - Linda

At our next meeting, which is in June, I will request updates from all of the chairs. If I have forgotten anything, please let me know.

Patty



## WEE CARE GOWNS

We are now serving four hospitals: Northwest Hospital, St. Joe's, TMC and UMC. Terri does not have any more gowns in her inventory for the hospitals. So, we must get to work girls. The July meeting is a Wee Care workshop. Please attend and prepare to work. Bring your pleaters and all the other appropriate supplies. If you have any gowns that you have not completed, share with others at the next meeting you attend. Or, call Patty and she will arrange to have the gowns picked up.



## Last Little Grandchild True Story

I didn't know if my granddaughter had learned her colors, yet, so I decided to test her. I would point out something and ask what color it was. She would tell me, and always she was correct. But it was fun for me, so I continued. At last, she headed for the door, saying sagely, "Grandma, I think you should try to figure out some of these yourself."

# THE END

*Cactus Cablers Smocking Guild*

*c/o Patty Grabher*

*email: [pegrabher@cox.net](mailto:pegrabher@cox.net)*

*or*

*e-mail: [cactuscablers@yahoo.com](mailto:cactuscablers@yahoo.com)*

*Website: [www.cactuscablers.org](http://www.cactuscablers.org)*



*REPRINT INFORMATION: Any non-profit needlework organization has permission to reprint any original material contained in this newsletter. Proper credit must be given to the author and SAGA Chapter. If you are reprinting an article from another chapter, please give credit to all chapters involved in passing along the information. Please forward a copy of the publication containing the reprinted material to CACTUS CABLERS.*

*Thank you*